



CONTENT MONITORING & REMOVAL





Reporting antisemitic content on social media is simple and anonymous. This guide will walk you through reporting content on leading platforms.

ENGAGE WISELY ON SOCIAL MEDIA!



AVOID REACTING:

Don't comment on
hateful posts



PAUSE OR STOP WATCHING VIDEOS:

Refrain from continuous viewing



RESIST ENGAGEMENT:

Interaction can increase
hateful post's visibility



TAKE ACTION!

REPORT the post instead

REPORTING POSTS

Platforms evaluate content based on their guidelines and categories.

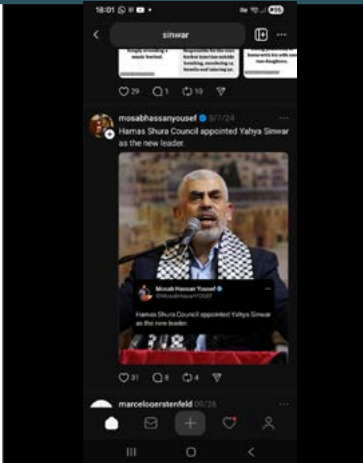








TIP

Choose the right category when reporting a post on social media—it makes a big difference in whether the content gets removed.



- Go to the post you want to report
- Click more ●●● in the top right corner of the post
- Click **Find support** or **Report post**
- Click the option that best describes how this post goes against Facebook's community standards
- In the case of antisemitic content, choose '**Hate Speech**' => '**Race or Ethnicity**' and/ or '**Religious affiliation**'
- Click **Next**
- Choose '**Yes, I'd like to continue filing this report**'
- Click **Done**

Type of content	Content example	Category to report	Sub-category
Supports harmful organizations: report any support, praise, fundraising, or assistance to harmful groups like Hamas or any content that supports the Holocaust or the October 7th attacks		Supporting Terrorism	 Dangerous organizations or individuals
Violent intent: report any verbal or visual content inciting violence against Jews or Israel, or kidnapping Israelis under the October 7th attacks		 Incitement to Violence	 Violent threat
Hate speech: content that humiliates Jews/ Israelis, denies Israel's existence, or mocks Israel or terror victims		Classic / Conspiracy Antisemitism	 Hate speech/ symbols



- Go to the video
- Tap **Share**
- Select **Report** and follow the instructions provided. In case of hate speech, choose: **Hate speech**, describe the post shortly. For example: 'This video calls to kill Jews and shows the burning of the Israeli flag'
- Click **Submit**

Type of content	Content example	Category to report	Sub-category
Hateful conspiracy theories or unverified data that singles out and discriminates against Jews or Israelis		Holocaust / Holocaust Denial	<ul style="list-style-type: none">• Violence• Physical violence and violent threat
Heavily edited videos and those that distort reality		Fake / False Information	<ul style="list-style-type: none">• Tap the share button• Report• Misinformation• Deep fakes, synthetic media and manipulated media



- Below the player for the video you want to report, click ●●● More
- In the drop-down menu, choose **Report**
- Select the reason that best fits the violation in the video. Choose **Hateful or abusive content => Promotes hatred or violence**




Provide additional details that may help the YouTube review team make their decision, including timestamps or descriptions of the violation. For example: "This video expresses hatred against Jews and antisemitism. In the video, it is said that Jews are secretly ruling the world and conspiring to harm humanity"

- Click **Report**

Type of content	Content example	Category to report	Sub-category
Incites violence: praises terrorism, chants like "Death to the IDF" and "From the River to the Sea"		Incitement to Violence	Violent speech and glorification of violence



- Go to the **video**
- Tap **Share**
- Select **Report** and follow the instructions provided. In case of hate speech, choose: **Hate speech**, describe the post shortly. For example: 'This video calls to kill Jews and shows the burning of the Israeli flag'
- Click **Submit**

Type of content	Content example	Category to report	Sub-category
Incites violence: praises the Holocaust or October 7th terror attacks, "glory to the martyrs", threatens to destroy/kill Jews or Zionists		Anti-Zionist	Choose the subcategory that best fits the content: <ul style="list-style-type: none"> • Violent threats • Glorification of violence • Incitement of violence • Wish of harm • Coded incitement of violence
Content that denies the Holocaust or terror attack on October 7th		Holocaust / Holocaust Denial	Violent event denial
Content that dehumanizes Jewish people: "Classical antisemitism" depicting Jews as greedy or as rats, contains the Jewish caricature, Swastika or Nazi paraphernalia		Classic / Conspiracy Antisemitism	Choose the subcategory that best fits the content: <ul style="list-style-type: none"> • Slurs • Racist or sexist stereotypes • Dehumanization • Incitement of fear or discrimination • Hateful references • Hateful symbols & logos



TIPS FOR EFFECTIVE REPORTING

Multiple Reports:

Reporting multiple posts as 'terror' helps platforms identify terrorist content.

Reporting Profiles:

You can report someone's full profile/account as well.

Report a profile if most of the posts violate platform rules or if the profile name, photo, or bio contain hateful content.

It's vital to also report specific posts that are problematic, and not just the profile. The platform can choose to block the entire profile because of one or several offensive posts.

WHAT ABOUT HATE SPEECH TOWARDS ISRAEL?

Hate speech and violence against the State of Israel (excluding conspiracy theories) cannot be reported, because countries are treated differently.



Remember to report specific content and use the right categories to help social media platforms effectively remove antisemitic content.

All it takes is 3 minutes a day!
Report a few profiles and help us remove Jew hatred.